

RBC CONGREGATIONAL CHECK-IN SURVEY | OCT 2020

Survey distributed Oct 21 via myRBC email, Oct 22 & 29 via Thursday Update, announced in Sunday services Oct 25, via email to Quest parents Oct 27. The results that follow were tallied Nov 5 after a 72-hour period of no additional responses.

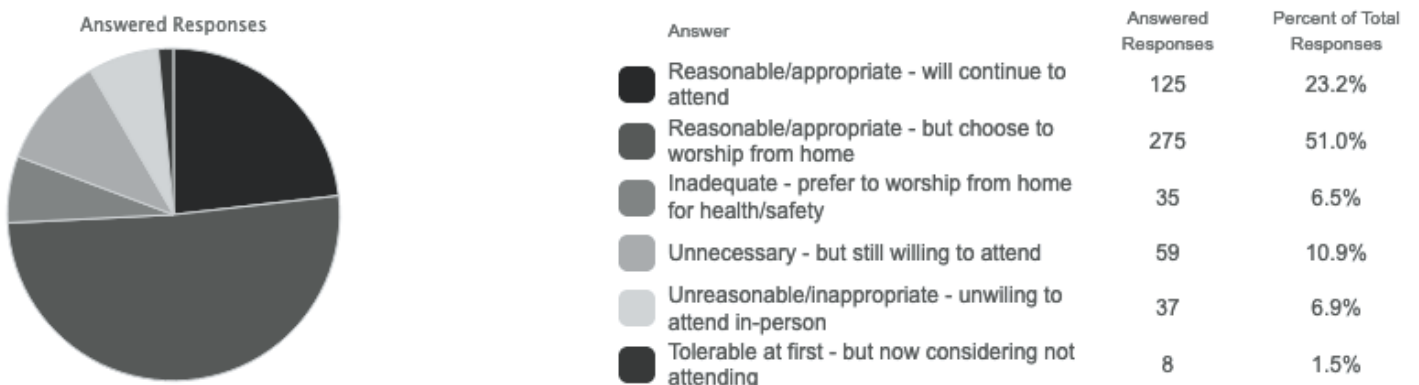
SURVEY RESULT DETAILS PER QUESTION

TOTAL PARTICIPANTS: 539 households

1.) Have you attended in-person Sunday morning worship services at RBC since July?



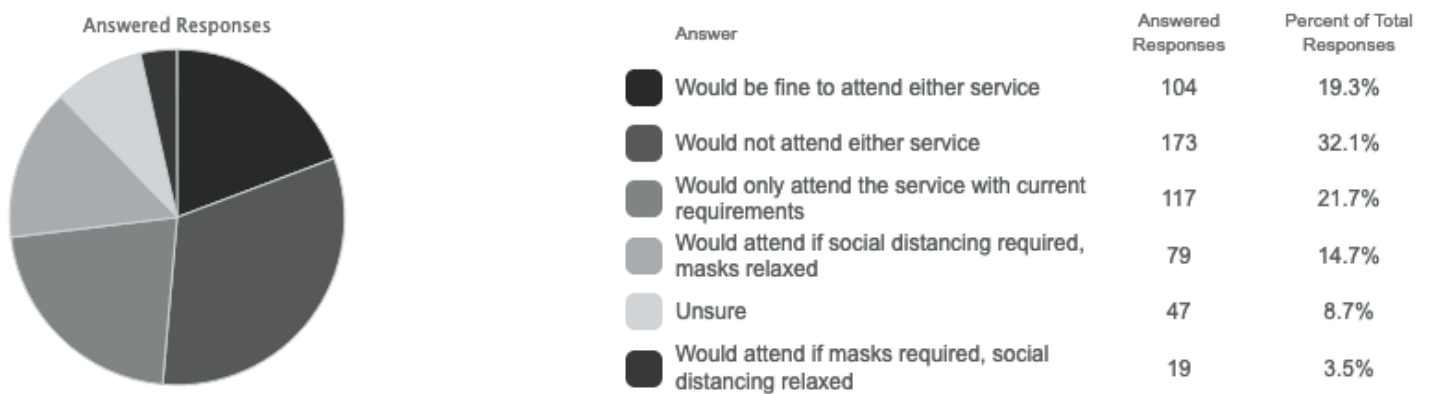
2.) Which best indicates your view regarding the current RBC requirements for attending Sunday morning services (registration, social distancing and facemasks)?



3.) Would relaxing the requirements for Sunday services cause a change in your in-person attendance?



4.) If RBC offered one service with requirements as they are currently (registration, social distancing, facemasks) and one service with relaxed requirements (registration, facemasks removed after seating, social distancing optional), I/we...



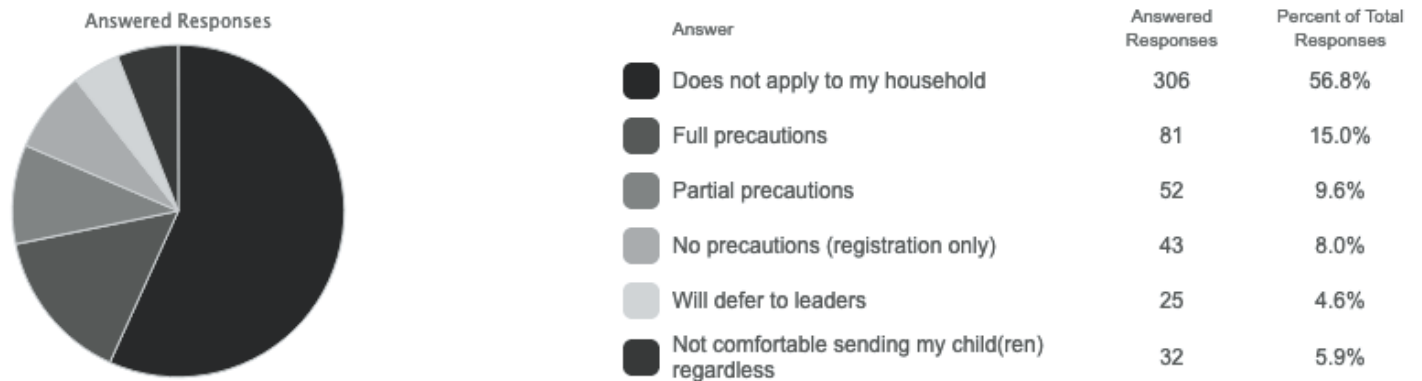
5.) Would relaxing the requirements for other ministry gatherings (not including Sunday services) cause a change in your in-person attendance?



6.) What requirements or precautions would you expect the church to take regarding indoor children’s activities, including Quest (1-5th grade)?

Full precautions = registration, masks on the whole time, social distancing, temperature checks, hand sanitizer, limited class size

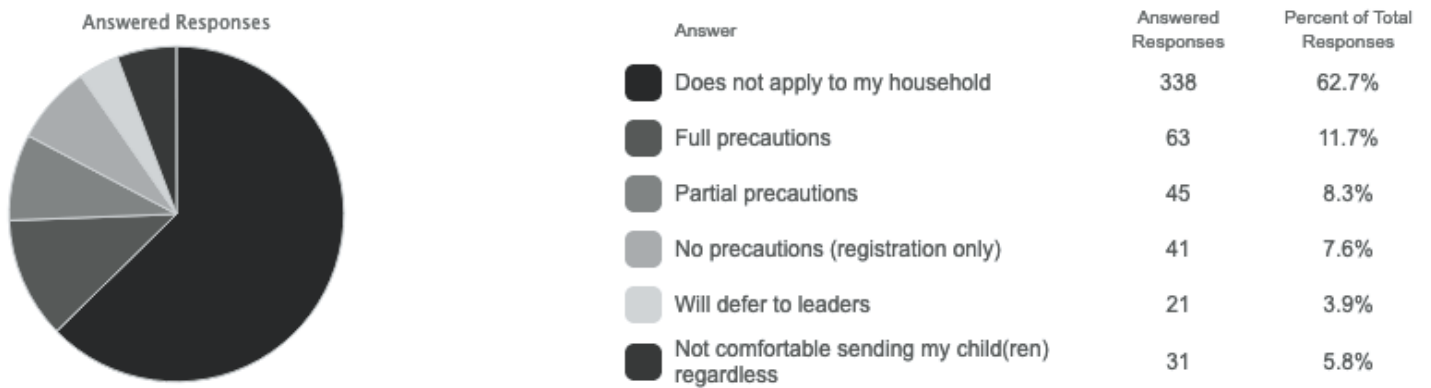
Partial precautions = masks off in classrooms, relaxed distancing, registration, temperature checks, hand sanitizer, limited class size



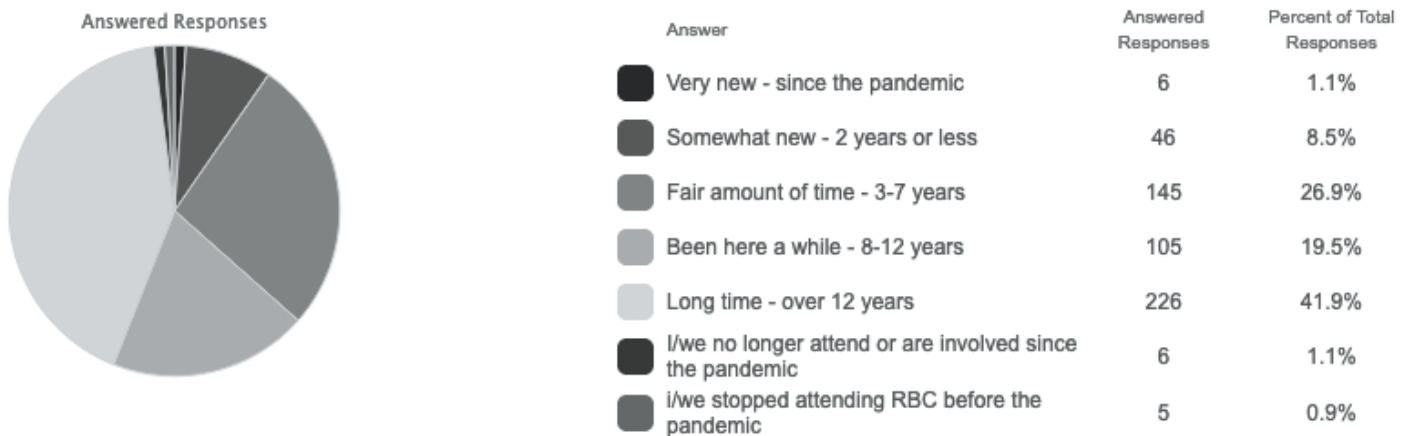
7.) What requirements or precautions would you expect the church to take regarding indoor children’s activities, for nursery, pre-K and kindergarten-aged children?

Full precautions = registration, masks on the whole time for children over 4, social distancing, temperature checks, hand sanitizer, limited class size

Partial precautions = masks off in classrooms, relaxed distancing, registration, temperature checks, hand sanitizer, limited class size



8.) How long have you or your family been attending or involved at RBC?



9.) If you have attended Sunday services in-person, which of these were primary factors? Check all that apply.

Answered Responses	Answer	Responses	Percent of Total Responses
	Requirements and protocols seem appropriate/reasonable	120	22.3%
	Requirements seem more than necessary, but tolerable	60	11.1%
	Requirements seem less than adequate but I/we still attend	5	0.9%
	I wish the requirements were better enforced	30	5.6%
	We began attending only after availability of Quest service	19	3.5%
	Just happy to be with my church family, requirements aside	89	16.5%
	Prefer to attend in-person - too difficult to engage online	66	12.2%
	Other (please elaborate below)	34	6.3%
	Not applicable (I have not attended in-person)	305	56.6%

10.) If you have not attended Sunday services in-person, which of these were primary factors? Check all that apply.

Answered Responses	Answer	Responses	Percent of Total Responses
	Requirements are unreasonable or too restrictive	48	8.9%
	More requirements should be in place	17	3.2%
	Unwilling to worship because of current requirements	17	3.2%
	Wearing masks the whole time is too distracting	67	12.4%
	Prefer to worship at home via livestream regardless	60	11.1%
	Won't attend until nursery/childcare is available	43	8.0%
	Won't attend until a vaccine is available	74	13.7%
	Have children and don't want to bring them	46	8.5%
	Personally concerned about getting sick or spreading virus	174	32.3%
	I/we are regularly around someone high-risk for infection	85	15.8%
	Other (please elaborate below)	45	8.3%
	Not applicable (I have attended in-person)	189	35.1%

11.) Which of these other RBC ministry gatherings (not including Sunday morning services) have you and other members of your household attended in person? Check all that apply.

Answered Responses	Answer	Responses	Percent of Total Responses
	Sunday evening outdoor service	161	29.9%
	Youth outdoor worship service	96	17.8%
	Youth Wednesday small group	103	19.1%
	HomeFront	20	3.7%
	Quest	60	11.1%
	AWANA	48	8.9%
	Ladies Bible Study	28	5.2%
	Iglesia Hispana	3	0.6%
	Shepherd Group	111	20.6%
	Young Adults	21	3.9%
	Other	39	7.2%
	None	215	39.9%

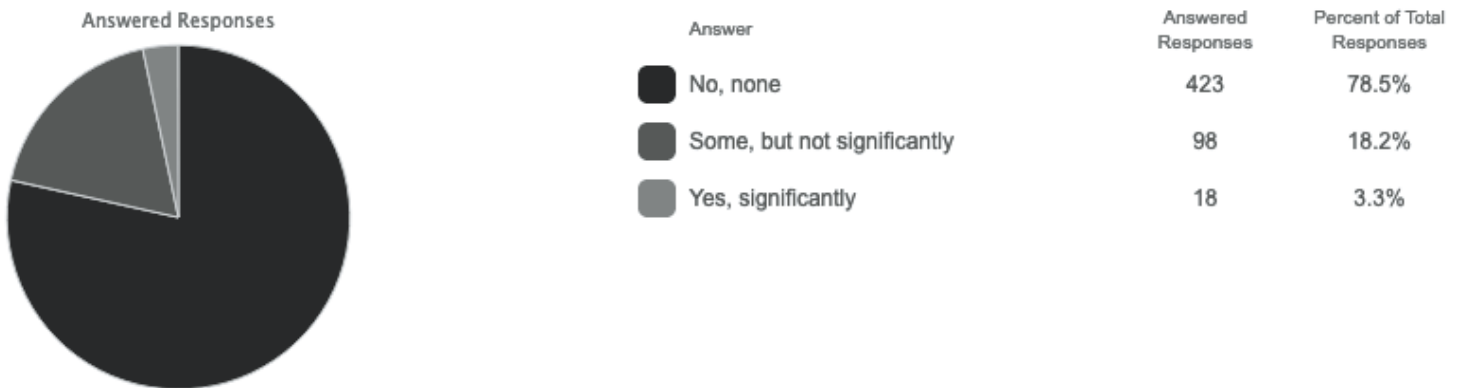
12a.) What online content from RBC have you accessed over the past couple of months? Check all that apply.

Answered Responses	Answer	Responses	Percent of Total Responses
	Sunday service livestream	471	87.4%
	Youth livestream	68	12.6%
	HomeFront livestream	11	2.0%
	Quest livestream	66	12.2%
	Iglesia Hispana livestream	3	0.6%
	Children's Ministry video resources	58	10.8%
	Recorded sermons from restonbible.org	290	53.8%
	Thursday Update e-newsletter	277	51.4%
	RBC social media (Facebook, YouTube, Instagram, Twitter)	155	28.8%
	RBC website/blog	230	42.7%
	Zoom or other video conference/virtual meeting	187	34.7%
	Virtual prayer calls	46	8.5%
	None	20	3.7%

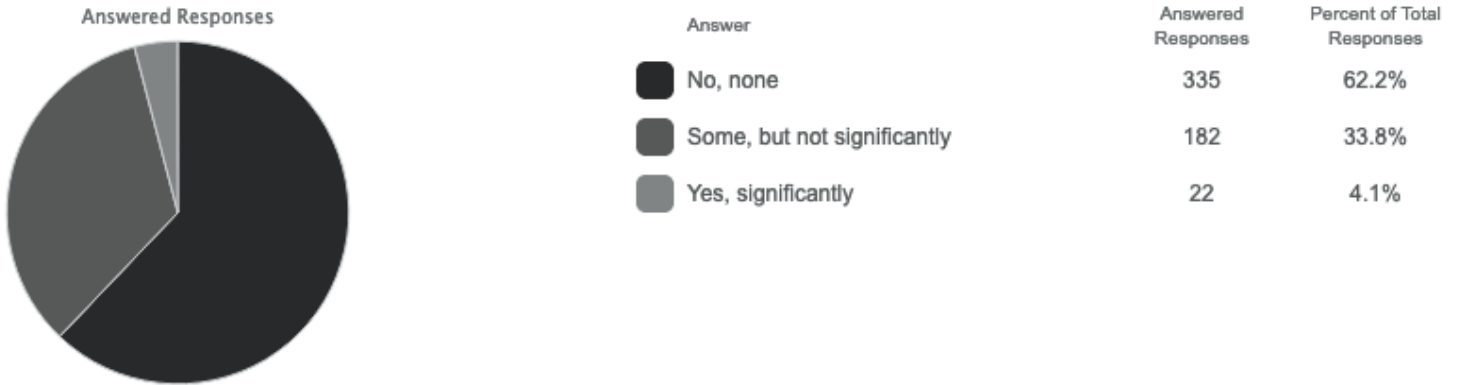
12b.) If you have NOT accessed online resources and content from RBC, why not? Check any that apply.



13.) Have you or your household experienced financial hardship during or as a result of the COVID-19 pandemic?



14.) Have you or your household's walk with the Lord diminished or suffered during or as a result of the COVID-19 pandemic?



15.) Has any member of your immediate household tested positive for COVID-19 since RBC restarted in-person worship and ministry events?

